



WHERE LEADERS
ARE MADE

SPEAK UP

www.miranda-toastmasters.org.au

Step onto Pathways

Are you ready to take the first step on your Pathways journey?

Trying new things can be stressful. But as Toastmasters, we're encouraged to test ourselves and to try new things that take us out of our comfort zones.

Pathways may seem overwhelming, but remember back to when you joined Toastmasters. There was so much to learn and understand.

Fortunately, the education program had been in place for many years and most people knew how it worked. Most people.

Here are the steps to help you take that plunge and start Pathways.

Step 1: Log on to Toastmasters International

www.toastmasters.org and visit www.toastmasters.org/StartPathways and log in with your member ID and password. Speak to the Vice President Education (VPE) if you don't know your login and/or password.

Step 2: Choose Your Experience

You will be asked to choose Base Camp or printed materials as your primary mode for accessing your path. Base Camp is the online option and you'll be invited to take the Pathways Assessment to determine your path. If you choose printed materials, read the path descriptions at www.miranda-toastmasters.org.au/pathways/ and select your path.

Order Your Path

After you've made your selection, you must complete your order. Follow the steps on your screen to finish. The cost of your first path is included in your membership fee. However, if you chose printed materials, you will pay an additional fee.

Begin Your First Project

Online Base Camp users can access Level 1 soon after ordering their path. Print users will receive their materials in standard postage time.

All paths start with an Ice Breaker and if you can't wait to get started, you can begin your path before you receive your printed materials. Contact the VPE who email the content to you.

Explore the 'Ice Breaker' project and review the resources, then you can work to complete the assignment. Follow the steps provided on the Project Checklist resource to guide you.

The VPE can show you the process for completing project assignments and there are Base Camp tutorials to help you navigate the online projects.

All projects in Pathways are organised in the same way, so finding your way will soon become a familiar process.



PATHWAYS OR BUST

Ask for a Mentor

Toastmasters has a history of supporting and nurturing each other through mentorship.

Mentoring is a big part of Toastmasters. If you don't already have a mentor, speak to the Vice President Membership (VPM) who will help match you with a mentor.

To learn more about the Pathways Mentor Program and its benefits, review the 'Be a Mentor' information on the Miranda Toastmasters website.

“The journey of a thousand miles begins with one step.”

... Lao Tzu

Meet the members

Kathy Tasker

Sergeant at Arms



Q. How long have you been a Toastmaster?

I became a member in April 2013. Before that, I had attended Miranda Toastmasters as a guest three or four times.

Q. Why did you join Toastmasters?

I was involved with a group called Workplace Tragedy Family Support Group and Wendy Lark, the public officer suggested we join Toastmasters. Wendy wanted me to visit work sites and help her deliver talks to the workers, as I had lost my husband in a workplace tragedy. Her aim was to educate the workers and management to help prevent workplace deaths by providing a safer work environment. She thought I, having suffered such a needless loss, would help reinforce the message about safety.

Q. What do you hope to achieve through Toastmasters?

I want to become a more confident speaker. I was very shy before I joined Toastmasters. I was embarrassed to talk to people in a group. I was okay one-on-one, but I felt I was going to say the wrong thing when there were more people involved. Toastmasters has helped me a great deal by bringing me out of my shell and comfort zone.

Q. What are your personal goals for the next 12 months?

I would like to become a more confident person in myself. I would also like to try and complete more manuals. I have completed the Competent Communicator (CC) manual with my 10 allocated speeches. Now I would like to complete the next 10 speech projects from other manuals.

Q. How did you find about Toastmasters?

Through my friend Wendy. She didn't continue as a Toastmaster, but I stayed, and here we are nearly five years later.

Q. When you are preparing the speech, what is the most difficult part for you?

I find the most difficult part is remembering my speech and not using notes. I can get my thoughts onto paper, but I then forget it all at the meeting. I would love to deliver a speech without notes.

"Toastmasters has helped me a great deal by bringing me out of my shell and comfort zone."

Q. Is there a person among the TM members who inspires you and why?

I have to say that Rick Hayes first inspired me to become more confident in myself. He made me feel so welcome the first night I walked into a meeting.

Rick greeted me warmly at every meeting. I really miss that, and I really miss his friendly face, gestures and knowledge.

The other member is Mike Smith. Mike is so confident in everything that he does, like his speeches, evaluations, presentations and anything else he carries out. I would love to be more like him.

"I like that I have met new and friendly people."

Q. What other hobbies do you enjoy?

My hobbies are few and far between. I love my dog Frosty. I used to love showing her nearly every weekend. But with health and age getting the better of both of us, that is now in the past.

The other hobby of mine is Toastmasters. I enjoy going to the fortnightly meetings. It gets me out of the house and I look forward to hearing other members' speeches. The meetings are great and I like that I have met new and friendly people.

Miranda Toastmasters has given me a new interest, rather than sitting at home just colouring in and doing crossword puzzles. Don't get me wrong, I enjoy these activities, but Toastmasters has given me more confidence, brought me out of my shell and takes me out of my comfort zone to stretch me.

Meetings

6 March 2018

Meeting #1255

It was show and tell at this meeting. Our very special furry guest, Frosty, came along to assist Kathy in her speech on the fundamentals of dog showing.

We welcomed some new and returning guests, some of whom will soon become members. We look forward to inducting our newest members at a future meeting.

Speakers

1. Kathy Tasker
Title: The Fundamentals of Dog Showing
Evaluator: George Eynon
2. Elena Shulyak
Title: A new car
Evaluator: Mike Smith
3. Trina Snaidero
Title: Mixing It Up
Evaluator: Marian Foulcher

The winners



LtoR: Ngairé, Aurelien, Mike, Anna, Kathy & Frosty

- Best Speaker Award: Kathy Tasker
Best Furryest Guest Award: Frosty
Best Evaluator Award: Mike Smith
Best Assignment: Aurelien Schibli
Best Supporting Assignment: Anna Rubalsky
Best Table Topic: Ngairé Ranginui

20 March 2018

Meeting #1256

To be sure, to be sure, to be sure

The theme was St Patrick's Day and we travelled around the world with Table Topics, to destinations with very interesting place names.

We welcomed a new member, Ngairé Ranginui. Jennifer Del Medico conducted the induction and George Eynon has been appointed as Ngairé's mentor.



LtoR: Ngairé & Jennifer

Speakers

1. Mike Smith
Title: How to Deliver Winning Evaluations
Evaluator: George Eynon
2. John Paterson
Title: Around the World in 364 Days - Europe
Evaluator: Kathy Tasker
3. Marian Foulcher
Title: On the La La Land
Evaluator: Anna Rubalsky

The winners



LtoR: Jennifer, Greg, Anna & Kathy

- Best Evaluator Award: Anna Rubalsky
Best Assignment: Jennifer Del Medico
Best Supporting Assignment: Kathy Tasker
Best Table Topic: Greg Kennedy

Deliver a winning evaluation

Mike Smith has been honing his evaluation skills and shared his knowledge how to deliver winning evaluations

And he should know how ... because he won first place at the recent Area 23 Evaluation Contest.

That wasn't the first time he has won an Evaluation contest. Mike has competed at many Club, Area, Division and District Evaluation contests and he achieved third place at the District competition in 2016, against the best evaluators in the state.

Why do we evaluate?

Evaluations are one of the major components of the Toastmasters education program. As Toastmasters, we evaluate most things and we've even made a competition out of it.

Evaluations help members learn and grow their public speaking skills.

It's more than just the speaker who benefits from an evaluation. We all learn from watching and listening to others' evaluations and we learn a great deal by giving an evaluation.

An evaluation is about observing and appreciating the speaker and his or her speech. An evaluation can help boost a speaker's confidence and it is a skill that we can all learn and improve through participation.

Being observant

Information provided in an evaluation allows the speaker to better understand how he or she is being perceived by the audience.

The evaluator tells the speaker what he or she observed, not by finding fault, but by providing constructive feedback, typically using the

commend, commend, recommend and commend method.

It can be difficult to watch and listen and take notes at the same time. It is a real skill to deliver a good evaluation and any tool that helps makes it easier is welcome.

Evaluation template

Having years of evaluation experience, Mike has created a template that can be used for every speech evaluation. It's a simple and effective layout that will help you organise your thoughts and observations.

An evaluation should be approached like a speech and organised as one, with an opening, body and conclusion.

Elements of the template

Speaker name: It's important to refer to the speaker's name in the evaluation - but remember to avoid the opening cliché "*It was my pleasure to evaluate*".

Speech title: A good evaluation must refer to the title of the speech, ideally it would be mentioned in the evaluation introduction.

General purpose: Does the speech inspire, entertain, inform or persuade?

Specific purpose: Find the specific purpose of the speech and ask if speaker achieved it.

Opening sentence: Like a speech, a strong opening sentence in the evaluation is vital to set the tone.

Take notes of the speech structure, content and delivery. This is where you jot down specific examples of

observations – what worked well or not so well.

Structure: Opening, body and conclusion. Logical progression, etc.

Content: Word pictures, rhetorical devices, how it's written, use of story

Delivery: Body language, movement, connection – the deep stuff

Remember that any observations and suggestions you make are your observations and suggestions and should be presented as "this is what I felt" or "what I saw" and "what I heard", "what I liked" or "how I think the message could be stronger", etc.

Choose which observations you think would have the biggest impact and incorporate these into the **commend, commend recommend and final commend**

Summary: Wrap it up and summarise the points you've already made.

Closing sentence: Be sure to finish the evaluation with a strong closing sentence to make an impact.

Evaluation template

Mike's Evaluation Template can be found in the member area of the Miranda Toastmasters' website,

www.miranda-toastmasters.org.au/members

Editor's note: You can't take printed templates into contests, but you can re-create the layout on the blank page provided.

Easy guide to EasySpeak

Miranda Toastmasters uses the online program EasySpeak to plan its Club meetings

Easy Speak (ES) helps the Vice President Education (VPE) allocate roles, plan Club meetings and create agendas.

EasySpeak can also be used to track a member's progress through the Communication and Leadership Manuals*.

Log-on the EasySpeak

Log-on at the Home Page www.easy-speak.org



On the first log-on you will see

Your User Name: This is Case Sensitive and is a simple 6-7 letter abbreviation of your name - please do not change this. Contact the VPE if you don't know your Username.

Password: There is a reset button if you forget your password.

RSVP for a Club meeting

To let the VPE know if you will or will not be attending a meeting, go to the Meetings drop-down.



Select the meeting and click on the radio button beside your name to confirm your attendance or apology. If you cannot attend a meeting you will be asked why you cannot attend, eg, you will be absent for work, holidays, etc.



Accept a meeting role

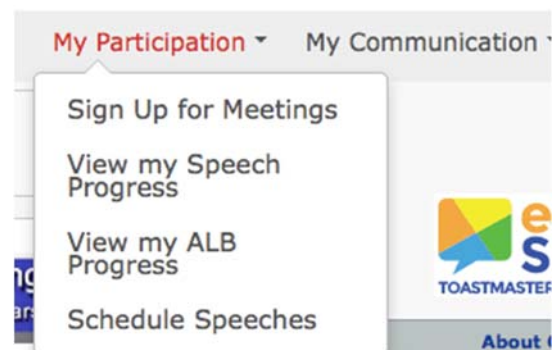
On the right-hand side of the screen is where to Sign Up for Roles. Look for your name and if you are happy to accept the suggested role, click on the **green Thumbs Up**. If you can't accept a role and would prefer a different role, click on the **red Thumbs Down**. This lets the VPE know which roles are filled, and which roles need filling.

The VPE will finalise the roles by the Friday before the meeting and send an email to all members.

Previous meetings

You can see the results and information from previous meetings from the Meetings drop-down menu.

My participation



You can check your meeting attendance and participation through the My Participation drop-down. Here you can see the dates of the meetings you attend and the roles you have completed.

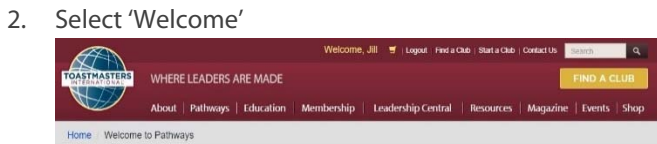
In the next issue of SPEAK UP we'll go through the instructions for requesting and speech and updating your profile

**Pathways activities are recorded through Toastmasters International*


Recording leadership activities in Pathways

This is how to record leadership roles on your Pathways, replacing the Competent Leadership printed manual

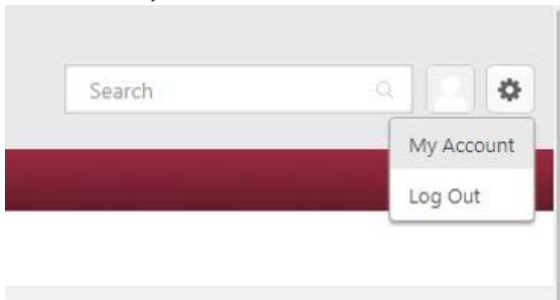
1. Log-in to Toastmasters International
www.toastmasters.org



3. Select 'Go to my transcript'



4. Hover over the Wheel Symbol on top right screen and select 'My Account'



5. Fill in Roles e.g. Ah Counter , Topics master, etc

Ah-Counter:
 clear

General Evaluator:
 clear

Grammarian:
 clear

Speech Evaluator:
 clear

Timer:
 clear

Toastmaster:
 clear

Topicsmaster:
 clear

6. Save

District 70 Annual Conference
Register now



Register: www.d70toastmasters.org.au/annual-conference

Other news

Area 23 International Speech and Evaluation contests

Congratulations to Miranda Toastmasters Club members, Aurelien Schibli and Mike Smith, for winning 1st place in their respective events at the recent Area contests.

Aurelien placed first in the International Speech contest and he will now represent the Area at the Southern Division contest to be held Sunday, 8 April at City Diggers, Burelli Street, Wollongong.

Mike Smith won first place in the Evaluation Contest. However, Mike cannot compete at the Division Contest in April, so the second placegetter, Margaret Hawrylcw from the Engadine Toastmasters Club, will represent Area 23.

The Area Contests were held 19 March 2018 and were hosted by Engadine Toastmasters Club.



LtoR: Jane Stevens, Aurelien Schibli & Christine Horrocks



LtoR: Jane Stevens, Aurelien Schibli & Christine Horrocks

All Miranda Toastmasters Club members are encouraged to attend the Southern Division contest to support Aurelien and Margaret.

Southern Division International Speech & Evaluation Contest

Sunday 8 April 2018

12.30pm Briefing

1.30pm Contest

City Diggers

Burelli Street, Wollongong

RSVP:

Christine Horrocks

M: 0438 614 087 E:

chistine.anne7@bigpond.com

Lew Troman

T: 02 4261 7378

E: ltroman0512@gmail.com

Cost: \$20

EFT pay to:

A/C: Wollongong Toastmasters

BSB: 641-800

A/C: 200783796

Member Achievements in 2017-2018

Congratulations to Claudia for achieving award during February.

	Award	Date	Member
1	CC	11 July	Sue Haynes
2	CC	11 July	Aurelien Schibli
3	CL	13 July	Marian Foulcher
4	ACG	24 July	Mike Smith
5	CC	4 October	Mike Smith
6	CC	5 October	Jill Brookfield
7	ACS	11 October	Brian Havilah
8	CL	23 October	Jill Brookfield
9	CC	20 February	Claudia Blumer

"It always seems impossible until it's done."

... Nelson Mandela



What's on

April

- 2 April Easter Monday
- 3 April Meeting at Sutherland
- 8 April Southern Division Evaluation & International Speech contests, Wollongong
- 17 April Hartoonian Autumn Award

May

- 1 May Meeting at Sutherland
- 15 May Club elections
- 18-20 May District 70 Annual Conference
- 29 May Parliamentarian Contest

Visit: www.miranda-toastmasters.org.au/whats-on/

Next Speechcraft Course

Next 8 week public speaking course starts Wednesday, 6 June 2018

To register contact:

Contact Mike Smith

M: 0411 173 290

E: <mailto:speechcraft@miranda-toastmasters.org.au>

To register: [Download Rego form](#)

CLUB MISSION

We provide a supportive and positive learning experience in which members are empowered to develop communication and leadership skills, resulting in greater self-confidence and personal growth.

Hartoonian Autumn Award
 Tuesday 17 April 2018
 6.45pm for 7.00pm start

What is the Hartoonian Autumn Award?
 The Hartoonian Autumn Award is named in honour of former long standing Miranda Toastmasters' member, Garo Hartoonian.
 Garo, a Distinguished Toastmaster, was a member of our club for 20 years. He was a very generous and friendly person who was a stickler for procedure. He also thought it was important for members to give speeches from the TM Manuals to assist their progression through the Communication Pathway. Sadly, the club lost Garo to cancer in 2005.
 Garo's great contribution to our club is remembered through the annual Hartoonian Autumn Award and Hartoonian Spring Award. These events are a 10 speech night, giving members an opportunity to deliver a manual speech. Be sure to nominate for a speaking spot to progress through your manual.

To register as one of the 10 speakers - contact John Paterson
 E: patcon4@me.com

Miranda Toastmasters
 Where: Club East, 7 East Parade Sutherland
 RSVP: inquiries@miranda-toastmasters.org.au
 Call: 0418 969 481
 W: www.miranda-toastmasters.org.au

Find us

Web: www.miranda-toastmasters.org.au/

Facebook: Search for Miranda Toastmasters Club
www.facebook.com/Miranda-Toastmasters-Club-113871933658

Calendar: www.miranda-toastmasters.org.au/whats-on

Newsletter contact: Jill Brookfield
pr.officer@miranda-toastmasters.org.au

T: 0431 082 259

SPEAK UP